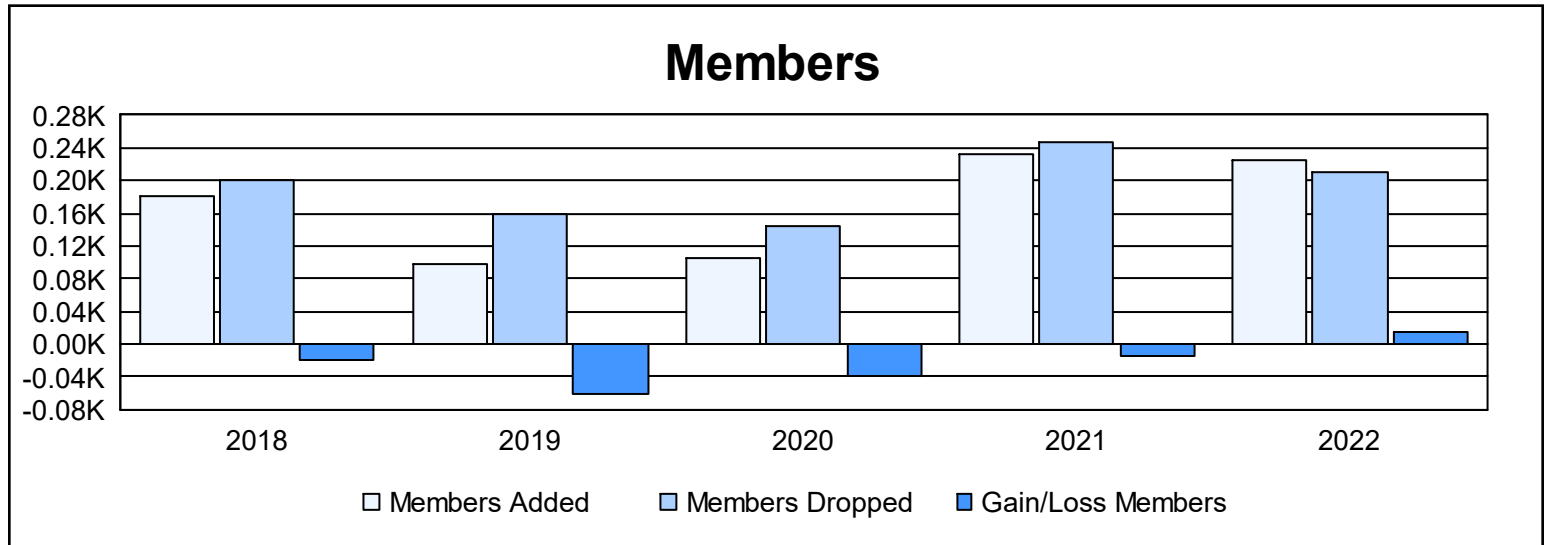
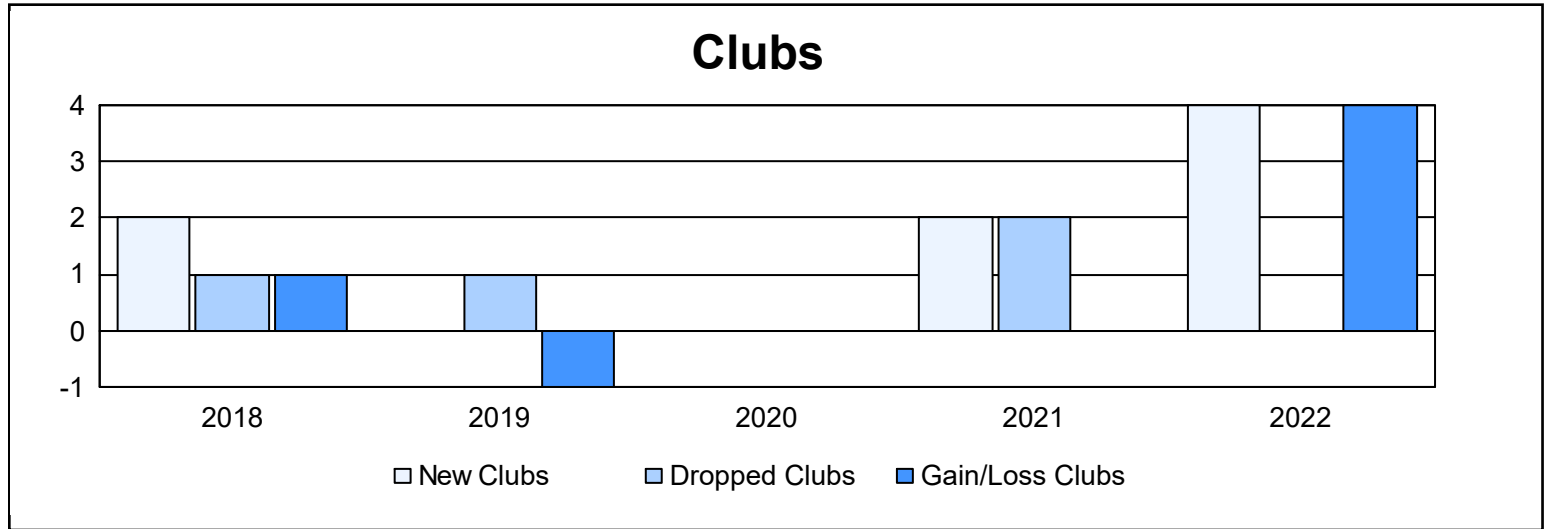
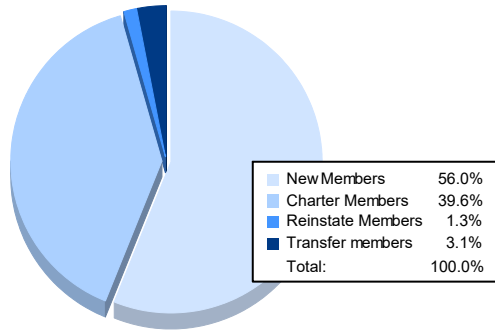


Year	New Clubs	Dropped Clubs	Gain/ Loss Clubs	New Members	Charter Members	Reinstate Members	Transfer Members	Total Member Added	Total Members Dropped	Gain/ Loss Members
2017-2018	2	1	1	119	49	6	7	181	201	-20
2018-2019	0	1	-1	77	5	4	11	97	158	-61
2019-2020	0	0	0	97	0	3	5	105	144	-39
2020-2021	2	2	0	165	59	5	4	233	248	-15
2021-2022	4	0	4	126	89	3	7	225	210	15
<b>Average</b>	<b>2</b>	<b>1</b>	<b>1</b>	<b>117</b>	<b>40</b>	<b>4</b>	<b>7</b>	<b>168</b>	<b>192</b>	<b>-24</b>



### Membership Composition June 2022 Cumulative



### Gender Composition June 2022 Cumulative

